

Graduate Studies at Florida Gulf Coast University

Congratulations – You are taking the first step toward success by applying for graduate study at Florida Gulf Coast University. The following application packet provides you with the forms and information you need to apply. The application process requires that you collect all necessary documentation, including transcripts and submit your application to the Office of Graduate Studies. This process allows FGCU to respond to you promptly with an admission decision.

How to Apply

- Complete and sign the Application for Graduate Studies and enclose the \$30.00 application fee (waived if you are a former FGCU student or currently enrolled at FGCU)
- Complete the Residency Classification form
- Complete the Immunization History form (not needed if already on file as a previous or current student at FGCU)
- Submit two official copies of transcripts from each college/university attended. **Do not open transcripts if you receive them directly.**
- Request official GRE, MAT, or GMAT scores to be sent directly to FGCU.
- International Students must have a course by course evaluation of international transcripts by Josef Silny and Associates, Inc. or World Education Services with U.S. equivalency of Bachelor degree posted, as well as grades and credits earned. In addition, official TOEFL scores must be sent directly to FGCU.

Mail all required documentation to FGCU at the following address:

Office of Graduate Studies
10501 FGCU Boulevard South
Fort Myers, Florida 33965-6565

**Your application will not be considered for admission until
all documentation is received.**

For additional information regarding the application process please contact Graduate Studies at 239-590-7988 or graduate@fgcu.edu, or visit our web site at www.fgcu.edu/graduate.



Requirements for Admission

University Requirements

The minimum university requirements for admission into a graduate program are an earned bachelors degree from a regionally accredited institution and a 3.0 GPA (last 60 attempted semester hours of the baccalaureate degree) on a 4.0 scale or 1000 on the combined verbal-quantitative portions of the Graduate Record Exam (GRE), or 400 on the Miller Analogies Test (MAT), or 500 on the Graduate Management Admission Test (GMAT).

Students seeking admission into a Graduate program must take a graduate entrance exam (GRE, MAT, or GMAT) as required for each program, regardless of GPA. The TOEFL is required when an applicant is from a country where English is not the primary language or when an applicant's bachelors degree is not from a U.S. institution and where English is not the primary language. A TOEFL score of 550 (paper-based test) or 213 (computer-based test) or 79 (internet-based test) is required unless otherwise specified by the program. *University minimum requirements do not satisfy entrance into a graduate program. Please see program admission requirements for specific details.*

Graduate Record Exam (GRE)

For complete information on the GRE, visit their web-site at www.gre.org. The web-site includes sample GRE questions, test preparation information, test taking strategies, a GRE mini test, information on how to get test scores and order additional reports. If you have any questions about the GRE procedures and regulations, contact the Educational Testing Service at 609-771-7670. Florida Gulf Coast University offers a GRE review course. For more information, please contact the Testing and Assessment Center via the web at <http://studentservices.fgcu.edu/testing/gregmat.htm> or 239-590-7955. GRE exams are administered at Prometric Testing Centers nationally. Register for the GRE by calling 1-800-853-6769 or via the web at www.prometric.com. The test takes approximately three hours. Study guides are available at your local library and in bookstores. FGCU's school code for the GRE is 5300.

Miller Analogy Test (MAT)

Florida Gulf Coast University offers the MAT examination. For more information, please contact the Testing and Assessment Center via the web at <http://studentservices.fgcu.edu/testing/gregmat.htm> or 239-590-7955. The test consists of 120 analogies and is 60 minutes in length. Study guides are available at your local library and in bookstores. FGCU's school code for the MAT is 1265. More information can also be obtained at www.milleranalogies.com.

Graduate Management Admission Test (GMAT)

For complete information on the GMAT, visit their web-site at www.gmat.org. The web-site includes sample GMAT questions, test preparation information, test taking strategies, a GMAT mini test, information on how to get test scores and order additional reports. If you have any questions about GMAT procedures and regulations, contact the Educational Testing Service at 609-771-7330. Florida Gulf Coast University offers a GMAT review course. For more information, please contact the Testing and Assessment Center via the web at <http://studentservices.fgcu.edu/testing/gregmat.htm> or 239-590-7955. GMAT exams are administered at PEARSON, VUE, and ACT, Inc. The Port Charlotte location can be reached at 941-625-0345. Visit www.vue.com for additional sites. The test takes approximately three and a half hours. Study guides are available at your local library and in bookstores. FGCU's school code for the GMAT is 5300.

Test of English as a Foreign Language (TOEFL)

For complete information on the TOEFL, visit their website at www.toefl.org. The web-site contains information on test registration and free test preparation materials. If you have any questions about TOEFL procedures and regulations, contact the Educational Testing Service at 609-771-7100. TOEFL exams are administered at Prometric Centers nationally and in others centers throughout the world. The Fort Myers location can be reached at 239-275-1846. The test takes approximately up to three and a half hours (depending on whether test is paper-based or computer-based). Study guides are available at your local library and in bookstores. FGCU's school code for the TOEFL is 5125.

Requirements for Admission continued

Program requirements listed below are in addition to or different from the minimum university requirements. The College/Program is the admitting authority for graduate studies. Please contact the program if you have questions regarding program requirements.

College of Arts and Sciences 239-590-7150 www.fgcu.edu/cas/

Master of Science (MS) Environmental Science

University minimum requirements apply. Applicants must submit GRE, two letters of recommendation, a cover letter of introduction and a statement of research goals. Prerequisite: General ecology course and statistics course.

Point of Contact: Dr. Aswani Volety, 239-590-7216, avolety@fgcu.edu

Master of Arts (MA) English

Applicants must have a cumulative undergraduate GPA of at least 3.0 or a combined score of at least 1000 on the GRE, the names and contact information of 2 college or university faculty members who will serve as references, a statement of personal goals, and a writing sample of 8-10 pages.

Point of Contact: Dr. James Brock, 239-590-7171, jbrock@fgcu.edu

Master of Arts (MA) History

Applicants must have a cumulative undergraduate GPA of at least 3.0 (with at least 15 credits in History and a 3.0 GPA in all History courses), a combined score of at least 1000 on the GRE with a minimum of 500 on the verbal section, two letters of recommendation from past professors or mentors, and a personal statement of interest in pursuing graduate work in history (2-3 pages).

Point of Contact: Dr. Nicola Foote, 239-590-7368, nfoote@fgcu.edu

College of Business 239-590-7302 www.fgcu.edu/cob/

Master of Business Administration (MBA)

With Concentrations in Finance, General Management, Interdisciplinary, Marketing and Information Systems

Master of Science (MS) Accounting and Taxation

Master of Science (MS) Computer Information Systems

Applicants must have a minimum 3.0 GPA in upper division coursework (last 60 credit hours of the baccalaureate degree) *or* a score of 500 or better on the GMAT. Admission is determined by the following formula: $(\text{GMAT score}) + (\text{GPA for last 60 hours attempted at upper-division level} \times 200)$ must equal or exceed 1050. Minimum GMAT score is 400. Some prerequisite coursework may be required.

Point of Contact: Mr. Neil Parker, 239-590-7302, nparker@fgcu.edu

Executive Master of Business Administration (MBA)

Applicants interested in the Executive MBA program must contact Dr. Dave Kakkuri 239-225-4200 for specific instructions. Requirements are the same as the other College of Business programs. In addition to the University and College of Business admission requirements, applicants to the Executive MBA program must provide a resume and letters of reference and participate in a personal interview with the program director. Application materials must be sent directly to Dr. Kakkuri.

Point of Contact: Dr. Dave Kakkuri, 239-225-4203, dkakkuri@fgcu.edu

Requirements for Admission continued

College of Education 239-590-7800 <http://coe.fgcu.edu/>

Master of Arts (MA) Counseling: Mental Health Counseling

University minimum requirements apply. Applicants must submit GRE or MAT scores, personal statement and three recommendation forms. <http://coe.fgcu.edu/mentalhealth/recommendationform.pdf>

Point of Contact: 239-590-7797

Master of Arts (MA)/Master of Education (MEd) Curriculum and Instruction

With Concentrations in Educational Technology, English Education, Environmental Education and Interdisciplinary Topics

University minimum requirements apply. Applicants must submit GRE or MAT scores and three letters of recommendation.

Point of Contact: 239-590-7797

Master of Arts (MA)/Master of Education (MEd) Educational Leadership

With concentrations in Elementary School, High School, Special Education and Middle School

University minimum requirements apply. Applicants must submit GRE or MAT scores and three letters of recommendation. Two years of teaching experience is required.

Point of Contact: 239-590-7797

Master of Education (MEd) Special Education

University minimum requirements apply. Applicants must submit GRE or MAT scores and three letters of recommendation.

Point of Contact: 239-590-7797

Master of Education (MEd) Reading

University minimum requirements apply. Applicants must submit GRE or MAT scores and three letters of recommendation.

Point of Contact: 239-590-7797

Master of Education (MEd) Elementary Education

(For individuals holding temporary or permanent certification) with concentrations in Elementary Curriculum, Literacy in a Diverse Society and Early Childhood Education

Master of Arts (MA) Elementary Education

(For individuals without teaching certification) with concentrations in Elementary Studies, ESOL Endorsement and Special Education

University minimum requirements apply. Applicants must submit GRE or MAT scores and three letters of recommendation.

Point of Contact: 239-590-7797

Master of Arts (MA)*/Master of Education (MEd) Counseling: School Counseling

University minimum requirements apply. Applicants must submit GRE or MAT scores, personal statement and three recommendation forms. <http://coe.fgcu.edu/schoolcounseling/recommendationform.pdf>

*Pass CLAST or 1000 on GRE.

**CLAST and FTCE are exit requirements for initial certification and initial preparation.*

Point of Contact: 239-590-7797



* A Master of Arts degree is awarded if you are seeking initial certification.

Requirements for Admission continued

College of Health Professions 239-590-7450 <http://www.fgcu.edu/chp/>

Master of Science (MS) Health Science

With Concentrations in Gerontology, Health Professions Education, Health Services Administration

University minimum requirements apply. Applicants must meet one of the following requirements:

- (Combined score of GRE quantitative and verbal sections) + (GPA for the last 60 semester hours attempted at the upper division undergraduate level x 200) must equal or exceed 1600; or
- (MAT score) + (GPA for the last 60 semester hours attempted at the upper division undergraduate level x 200) must equal or exceed 1000; or
- (GMAT score) + (GPA for the last 60 semester hours attempted at the upper division undergraduate level x 200) must equal or exceed 1100; or
- A graduate degree from a regionally accredited institution

Applicants must also submit a supplemental application and portfolio. www.fgcu.edu/chp/hs/portfolio.htm

Point of Contact: Tony Burkett, 239-590-7500, tburkett@fgcu.edu

Master of Science (MS) Occupational Therapy

University minimum requirements apply. Applicants must take the GRE and submit a portfolio. An interview is also required for this program. Admission to the program is distinguished between entry-level and post-professional.

Point of Contact: Tina Gelpi, 239-590-7551, tgelpi@fgcu.edu

Master of Science (MS) Physical Therapy

University minimum requirements apply. Applicants must take the GRE and submit a portfolio, including validation of two physical therapist shadowing experiences of five hours each. Complete all prerequisites courses with a 3.2 or better. An interview is also required for this program. www.fgcu.edu/chp/pt/forms2.html

Point of Contact: Arie Van Duijn, 239-590-7537, avanduij@fgcu.edu

Master of Science (MSN) - Nursing www.fgcu.edu/chp/nursing

Concentration in Primary Health Care Areas of Specialization: Clinical Nurse Leader, Nurse Educator and Nurse Practitioner

Cumulative GPA of 3.0, GRE or MAT taken within the last 5 years with minimum combined score of 1000 on verbal and (quantitative) sections or a minimum score of 400 on the MAT, completion of college level statistics course and health assessment course with a grade of "C" or better, current and unrestricted registration as a registered nurse with eligibility for Florida RN licensure, current resume, statement of career goals and preferred one year practice experience as a registered nurse.

Point of Contact: Dr. Marydelle Polk, 239-590-7518, mpolk@fgcu.edu

Concentration in Nurse Anesthesia

Point of Contact: Ken Kirsner, 239-590-7457, kkirsner@fgcu.edu

Current and unrestricted registration as a registered nurse with eligibility for Florida RN licensure, BSN or BS degree in a related science, with a cumulative GPA of 3.0 on a 4.0 scale, GRE taken within the last 5 years with a minimum combined score of 1000 on verbal and quantitative sections (the analytical section must also be reported), current resume or curriculum vitae, and three letters of recommendation from nursing or medical professionals who are able to provide an assessment of professional performance, education background, and essential character traits. Completion of an undergraduate or graduate statistics course with a C or above, completion of an undergraduate health assessment course with a C or above, satisfactory completion of two undergraduate chemistry courses with a laboratory component in one of the courses, minimum one year practice experience as a registered nurse in an acute care setting. What constitutes acceptable experience will be determined by the admission committee.

Requirements for Admission continued

College of Professional Studies 239-590-7820 <http://cps.fgcu.edu/>

Master of Science in Criminal Forensic Studies

With Concentrations in Forensic Behavioral Analyst and Death Investigator

Applicants must have an undergraduate cumulative GPA of at least 3.25 and at least 1100 on the GRE. Applicants must submit official GRE scores, a supplemental application, three reference rating forms/letters of recommendation, and a letter of application/Statement of Career Goals. Some prerequisite coursework is also required.

All applicants must submit the results of a Criminal History Background check. The check must meet Florida Department of Law Enforcement Standards. It may be done through FDLE or through local police and sheriff's departments. The check submitted cannot be older than six months. <http://cps.fgcu.edu/cj/mscfs/index.html>

Point of Contact: Dr. David Lounsbury, 239-590-7831, dlounsbu@fgcu.edu

Master of Public Administration (MPA)

With Concentrations in General Public Administration, Management, Environmental Policy

Applicants must submit scores from the GRE or MAT taken within the last five years, supplemental application, letter/statement of career goals, and three rating forms/letters of recommendation. Some prerequisite undergraduate coursework is also required. For specifics, see <http://cps.fgcu.edu/pa/appinfo.html> Admission is determined upon review of the complete application. Admission test scores are evaluated as follows: (Combined score of GRE quantitative and verbal sections) + (GPA for the last 60 semester hours attempted at the upper-division undergraduate level X 200) must equal or exceed 1600; or (MAT percentile rank for intended major) + (GPA for the last 60 semester hours attempted at the upper-division undergraduate level X 18) must equal or exceed 100

Point of Contact: 239-590-7847

Master of Social Work (MSW)

University minimum requirements apply. Applicants must submit GRE or MAT scores, supplemental application, personal statement, resume and three letters of recommendation. Some prerequisite coursework is also required. <http://cps.fgcu.edu/swhs/admission.html>

Point of Contact: Dr. Sakinah Salah-Din, 239-590-7867, ssalahud@fgcu.edu

Master of Science in Criminal Justice

Applicants must have an undergraduate cumulative GPA of at least 3.0 and a score of 900 or more on the GRE. Applicants must submit official GRE scores, three completed reference rating forms/letters of recommendation from persons qualified to judge the applicant's academic and professional potential, and a personal aspiration statement (300-500 words). <http://cps.fgcu.edu/cj/>

Point of Contact: 239-590-7821





Please Print or Type

_____/_____/_____
Social Security Number

_____/_____/_____
Date

Dr. () Mr. () Ms. ()

NAME: Last First Middle Suffix (Jr., Sr., III, etc.)

Prior Last Name or Names: _____

Permanent Address for all University correspondence:

Number and Street Address City State/Province Zip Code

County Country

(____) _____ (____) _____
Home Telephone Work Telephone Email Address

Current Mailing Address:

Number and Street City State Zip Code

Emergency Contact: _____
Last Name First Name Relationship

Emergency Address: _____
Number and Street City State Zip Code

(____) _____
Telephone

Date of Birth: ____/____/____

Gender: Male ____ or Female ____

Race/National Origin, check one: () American Indian or Alaskan Native () Asian or Pacific Islander
() Black (not of Hispanic origin) () Hispanic () White (not of Hispanic origin)

(Each State University is a recipient of federal dollars and is required by the federal government to solicit certain demographic information to meet federal reporting requirements. Applicants are requested to provide this information voluntarily. This information will not be used in a discriminatory manner.)

Please provide in chronological order information about every college or university including FGCU you have ever attended. Attach an additional sheet if necessary.




Name of Institution Attended	Location	Dates Attended From To	Degrees, Diplomas Certificates Granted	Date Earned	What was your major?


Courses currently enrolled in: _____

Select your own PIN number. Keep a record of this number for future use.
(Your PIN must be six numbers and may not start with a zero (0).)

--	--	--	--	--	--

Place a check in the term you are applying for (one program selection only) and circle the concentration you wish to pursue.

	Fall Deadline	Spring Deadline	Summer
College of Arts and Sciences			
Master of Science (MS) Environmental Science	<input type="checkbox"/> 15-Feb, 20__	----	----
Master of Arts (MA) English	<input type="checkbox"/> 1-Apr, 20__	----	----
Master of Arts (MA) History	<input type="checkbox"/> 15-Feb, 20__	<input type="checkbox"/> 1-Oct, 20__	----
College of Business			
Master of Business Administration (MBA)  *	<input type="checkbox"/> 1-Jun, 20__	<input type="checkbox"/> 1-Nov, 20__	----
<i>With concentrations in Finance, General Management, Interdisciplinary*, Marketing and Information Systems (circle one)</i>			
Master of Science (MS) Accounting and Taxation	<input type="checkbox"/> 1-Jun, 20__	<input type="checkbox"/> 1-Nov, 20__	---
Master of Science (MS) Computer Information Systems	<input type="checkbox"/> 1-Jun, 20__	<input type="checkbox"/> 1-Nov, 20__	----
Executive Master of Business Administration (MBA)	<input type="checkbox"/> 1-May, 20__	----	----
<i>With optional concentrations in Real Estate Development and Finance (circle one)</i>			
College of Education*			
Master of Arts (MA) Counseling-Mental Health Counseling	<input type="checkbox"/> 15-Jul, 20__	<input type="checkbox"/> 15-Oct, 20__	<input type="checkbox"/> 6-Mar, 20__
Master of Arts (MA)/Master of Education (MEd) Curriculum & Instruction	<input type="checkbox"/> 1-Jul, 20__	<input type="checkbox"/> 15-Oct, 20__	<input type="checkbox"/> 6-Mar, 20__
<i>With concentrations in Educational Technology, English Education (MEd), Interdisciplinary Topics, and Environmental Education (circle one)</i>			
Master of Education (MEd) Educational Leadership	<input type="checkbox"/> 1-Jul, 20__	<input type="checkbox"/> 15-Oct, 20__	<input type="checkbox"/> 6-Mar, 20__
<i>With concentrations in Elementary School (MEd), High School (MEd), Middle School (MEd) and Special Education (MEd) (circle one)</i>			
Master of Education (MEd) Special Education	<input type="checkbox"/> 1-Jul, 20__	<input type="checkbox"/> 15-Oct, 20__	<input type="checkbox"/> 6-Mar, 20__
Master of Education (MEd) Reading	<input type="checkbox"/> 1-Jul, 20__	<input type="checkbox"/> 15-Oct, 20__	<input type="checkbox"/> 6-Mar, 20__
Master of Arts (MA)/Master of Education (MEd) Elementary Education	<input type="checkbox"/> 1-Jul, 20__	<input type="checkbox"/> 15-Oct, 20__	<input type="checkbox"/> 6-Mar, 20__
<i>With concentrations in Elementary Curriculum (MEd), Literacy in a Diverse Society (MEd) and Early Childhood Education (MEd), Elementary Studies (MA, ESOL (MA), and Special Education (MA) (circle one)</i>			
Master of Arts (MA)/Master of Education (MEd) Counseling-School Counseling	<input type="checkbox"/> 1-Jul, 20__	<input type="checkbox"/> 15-Oct, 20__	<input type="checkbox"/> 6-Mar, 20__
Are you seeking initial Florida teaching certification? Yes / No (circle one)			
Have you taken and passed the CLAST? Yes / No (circle one) If yes, please indicate date taken _____			
Do you currently hold a valid teaching credential? Yes / No (circle one) If so, from what state? _____			
(If yes, please provide a copy.)			
* Applications are routinely accepted past the deadline as long as space is available. Students applying after the deadline may not be eligible for certain scholarships or tuition waiver.			
College of Health Professions			
Master of Science (MS) Health Science 	<input type="checkbox"/> 1-Jul, 20__	<input type="checkbox"/> 15-Nov, 20__	----
<i>With concentrations in Gerontology, Health Professions Education and Health Services Administration (circle one)</i>			
Master of Science (MS) Physical Therapy	<input type="checkbox"/> 15-Jan, 20__ (Priority)	----	----
Master of Science (MS) Occupational Therapy			
Entry Level	<input type="checkbox"/> 15-Feb, 20__ (Priority)	----	----
Post Professional	<input type="checkbox"/> 15-Feb, 20__	<input type="checkbox"/> 1-Jun, 20__	<input type="checkbox"/> 1-Oct, 20__
Master of Science (MSN) Nursing			
Concentration in Primary Health Care	<input type="checkbox"/> 15-Apr, 20__		
<i>Areas of specialization: Nurse Educator, Nurse Practitioner, and RN to MSN</i>			
<i>Areas of specialization in Clinical Nurse Leader</i>			
Concentration in Nurse Anesthesia	----	<input type="checkbox"/> 1-Aug, 20__	----
College of Professional Studies			
Master of Science in Criminal Forensic Studies	<input type="checkbox"/> 1-Apr, 20__	<input type="checkbox"/> 1-Nov, 20__	----
<i>With concentrations in Forensic Behavioral Analyst, and Death Investigator (circle one)</i>			
Master of Public Administration (MPA) 	<input type="checkbox"/> 1-Jul, 20__	<input type="checkbox"/> 15-Nov, 20__	----
<i>With concentrations in General Public Administration, Management, Environmental Policy (circle one)</i>			
Master of Social Work (MSW)	<input type="checkbox"/> 15-Feb, 20__	----	----
Master of Science Criminal Justice	<input type="checkbox"/> 1-March, 20__	<input type="checkbox"/> 1-Nov, 20__	----

 Available via Distance Learning. Please indicate if you are interested in Distance Learning. Yes No

Are you a former student of FGCU? _____
 Are you a McNair Scholar? _____ Are you a Veteran? _____
 How did you find out about FGCU? _____
 Have you been granted a scholarship or fellowship to study by an agency other than FGCU? _____ If yes what type? _____
 Will you be attending full time _____ or part time? _____
 Do you need special accommodations for the admission process? _____

Test Information

GRE General Test Scores: _____ Date taken: _____ Not taken, but expect to take on (date): _____
 Verbal: _____ Quantitative: _____ Analytical: _____

GMAT Test Scores: _____ Date taken: _____ Not taken, but expect to take on (date): _____

MAT Miller Analogies Test Score: _____ Date Taken: _____ Not taken, but expect to take on (date): _____
All graduate entrance exams must be taken within the last five years and official scores must be submitted to FGCU.

TOEFL Score: _____ Date taken: _____ Not taken, but expect to take on (date): _____

TOEFL must be taken within the last two years and official scores must be submitted to FGCU.

Nation of Citizenship

Place of Birth: State/Province

Place of Birth: Nation

What is your native language? _____

If other than English, how many years have you spoken or studied English? _____

* **If Non – U.S. Citizen:** VISA Status _____ Alien Registration number _____
 Issue Date: _____/_____/_____ (copy of both sides of card required)

Foreign Address: _____
Number and Street Address City

State

Zip

Country

Legal Disclosure Statement

If your records have been expunged pursuant to applicable law, you are not required to answer yes to these questions. If you are unsure whether you should answer yes to either question one or two, we strongly suggest that you answer yes and fully disclose all incidents. By doing so, you can avoid any risk of disciplinary action or revocation of an offer of admission. If your answer is yes to any of the following questions, you must submit a full statement on a separate sheet attached to this form. You may be required to furnish the University with copies of all official documents explaining the final disposition of the proceedings. Circle your answer.

- 1. Are you currently or have you ever been, charged with or subject to disciplinary action for scholastic or any other type of misconduct at any educational institution? Yes No**
- 2. Have you ever been charged with a violation of the law which resulted in, or, if still pending, could result in, probation, community service, a jail sentence, or the revocation or suspension of your driver's license (including traffic violations which resulted in a fine of \$200 or more)? Yes No**

Attach to this completed application specific admission criteria for your program.

IMPORTANT: You must read and sign the following section in order to complete your application for graduate admission to the University. I understand and agree that I will be bound by the University's regulations concerning deadline dates and admission requirements. I further agree to the release of any transcripts and academic test scores to this institution.

I certify that the information given in this application is complete and accurate and my own work. I understand that to make false or fraudulent statements within this application or residency statement may result in disciplinary action, denial of admission, and invalidation of credits or degrees earned. If admitted, I hereby agree to abide by the policies of the Board of Regents and the rules and regulations of the University. Should any of the information I have given change prior to my entry to the University, I shall immediately notify the Office of Graduate Admissions.

Applicant's Original Signature (in ink): _____ SS# _____ Date _____

You must also complete the residency statement.

Student Health Services - Health Form

IMMUNIZATION POLICY

As a prerequisite to registration, the State University System of Florida requires all students born after December 31, 1956 to present documented proof of immunity to measles (rubeola) and German Measles (rubella). Proof includes this form, properly completed, stamped and signed by your qualified health care provider OR records from health departments, health care offices, or school records attached to this form. Additional immunization requirements are required for students residing in housing. Please contact Student Health Services for further information.

IMMUNIZATION PROOF REQUIRED

Acceptable Proof Consists of the Following:

1. Proof of two (2) Vaccinations (Doses) of MEASLES received at least 28 days apart and one vaccination of RUBELLA.
2. Vaccinations MUST have been received AFTER your first birthday.
3. Measles vaccinations MUST have been received in 1968 or later: Rubella vaccination in 1969 or later.
4. Proof of immunity by way of a blood test result (titer).
5. A written, dated statement signed by a qualified health care provider on office letterhead stationery which specifies the date seen and states that the student has had an illness with 3 days or more of a rash, fever of 101 degrees or greater, cough AND Conjunctivitis and is considered to have the RUBEOLA (measles) disease.

Exemptions:

- Enrolled in ONLY Distance Learning courses
- Religious exemption
- Medical

Temporary Deferments (must be submitted by a physician)

- Pregnancy or possibility of pregnancy
- Illness
- Allergies

Questions about acceptable proof exemptions or temporary deferments may be directed to Student Health Services, 239-590-7966, or fax 239-590-7968. Please include this completed form with your graduate application or mail/fax it to: Student Health Services, 10501 FGCU Boulevard South, Fort Myers, Florida 33965.

IMMUNIZATION SERVICES:

Immunizations are available at FGCU Student Health Services:

MMR	\$45 per dose or \$38 for a titer test
Hepatitis B	\$40 per dose
Meningitis	\$90 per dose

Contact Student Health Services at 239-590-7966 for more information. Check or cash only, please.

Immunizations are also available at local Health Departments:

Lee County	239-332-9601
Collier County	239-774-8200
Charlotte County	941-639-1181



Student Health Services - Health Form



IMMUNIZATION HISTORY FORM

As a prerequisite to registration, the State University System of Florida requires all students born after December 31, 1956 to present documented proof of immunity to measles (rubeola) and German Measles (rubella). Proof includes this form, properly completed, stamped and signed by your qualified health care provider OR records from health departments, health care offices, or school records attached to this form.

--
Student Identification Number

Age

--
Date of Birth (MMDDYY)

Name _____
Last First MI

Address _____
Street City State ZIP

WITHOUT PROOF OF IMMUNITY, YOU WILL NOT BE ELIGIBLE TO REGISTER

REQUIRED IMMUNIZATIONS PRIOR TO REGISTRATION

◆ MEASLES

1ST dose received at 12 months of age or older and in 1968 or later

Month - Day - Year

--

2nd dose received at least 28 days after the first dose

--

◆ RUBELLA

Received at 12 months of age or older and in 1969 or later

--

OR

◆ MMR COMBINED (Measles-Mumps-Rubella)

1ST dose received at 12 months of age or older and in 1969 or later

Month - Day - Year

--

2nd dose received at least 28 days after the first dose

--

BOTH Measles Immunizations must be (1) received at 12 months of age or older, (2) received in 1968 or later, and (3) received at least 28 days apart.

OR

◆ PROOF OF IMMUNITY BY WAY OF BLOOD TEST (TITER)

Copies of laboratory results indicating immunity to both diseases are acceptable but **MUST** accompany this form. Those who have diagnosed with measles (disease) can prove immunity by submitting a written, dated statement signed by a qualified health care provider on office letterhead stationary which specifies the date seen and states that the student has experienced an illness with 3 days or more of rash, fever of 101 degrees or greater, cough **AND** conjunctivitis **AND** is considered to have had measles (rubeola). **Written statements concerning rubella disease are not acceptable as proof of immunity.**

Please use official stamp

Signature of Physician or Health Care Provider

Name, Address, Phone # of Health Care Provider

Date

NOTE: The College of Health Professions also requires the following for all admitted students prior to enrolling in their first Health Professions course: Varicella titer test or immunization, current Tetanus booster, Mantoux TB test within 1 year of application and yearly thereafter, and Hepatitis B Vaccine series and positive titer or a student signed waiver.