

December 16th, 2016

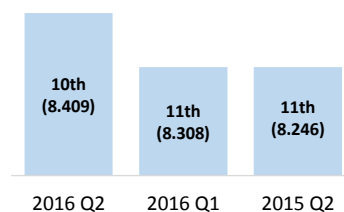
- Industry diversification for the Southwest Florida region increased in the 2nd quarter of 2016. The gain led to Southwest Florida rising one spot, now ranked 10th out of all 24-workforce regions.
- The Naples-Immokalee-Marco Island MSA ranked 1st in the state in industry diversification in the 2nd quarter of 2016, while the Punta Gorda MSA increased from 19th to 18th, out of 22 total MSAs in Florida. The Cape Coral-Fort Myers MSA’s ranking remained at the same ranking (8th) from the previous quarter.
- Industry diversification for the state of Florida increased to 8.555 for the 2nd quarter of 2016, but fell in rankings to 24th out of all 50 states.
- See the Industry Diversification project interactive website (<http://lutgert.fgcu.edu/IDP>) for the latest indices and rankings for Florida MSAs, Florida workforce regions, and all U.S. states.

Southwest Florida

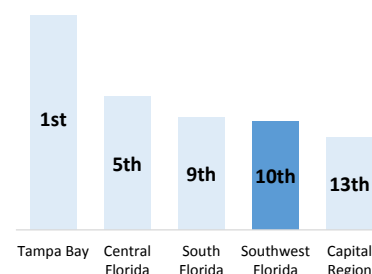
The *FGCU Industry Diversification Index* for the Southwest Florida workforce region—comprising Charlotte, Collier, Glades, Hendry, and Lee counties—increased slightly in the second quarter of 2016, indicating an increase in workforce diversification for that time period. The workforce region’s *IDI* was measured at 8.410, which was higher than the 1st quarter of 2016 (measured at 8.308). The *IDI* was also higher than the 2nd quarter of 2015 (measured at 8.247). The increase in the *IDI* has resulted in Southwest Florida increasing in the rankings, registering as the 10th most diversified workforce region in the state, out of 24 total regions. The Index can register between 0 and 10, with 0 being the least diversified, and 10 being the most diversified.

The growth in industry diversification for Southwest Florida follows the usual trend for this quarter. Southwest Florida typically measures higher index measures during the quarters spanning April through September, and lower index measures during the quarters spanning October through March. The lower index measures that are expected during the winter period can be attributed to an influx of tourism and seasonal residents, which leads to an increase in demand for both the retail trade and accommodation and food service industries to meet the seasonal demand. When the winter period ends and seasonal residents head to their respective homes, the demand for both of these industries contracts, leading to a more diverse economy during the spring and summer period.

Southwest Florida Rankings



Major Workforce Regions

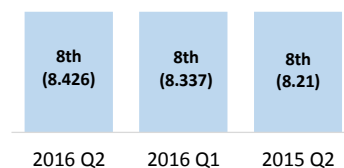


MSAs

The Cape Coral-Fort Myers *IDI* increased in the 1st quarter of 2016, registering at 8.426. This was an increase from both the 2nd quarter of 2015 (measured at 8.337) and the 1st quarter of 2015 (measured at 8.21). The Cape Coral-Fort Myers MSA remained ranked as the 8th most diversified MSA in the state, out of 22 total MSAs in the state of Florida.

The Naples-Immokalee-Marco Island *IDI* increased in the 2nd quarter of 2016, with an *IDI* of 8.652—higher than the 1st quarter of 2016 (measured at 8.504) and the 2nd quarter 2015

Cape Coral-Fort Myers Rankings



(measured at 8.487). The increase resulted in the Naples-Immokalee-Marco Island MSA becoming the most diversified MSA in the state during this quarter.

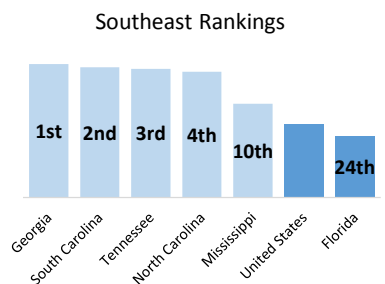
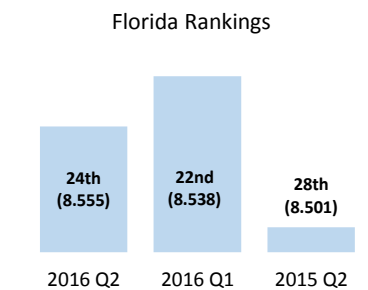
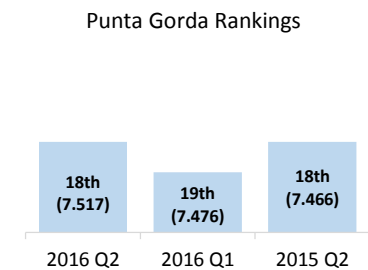
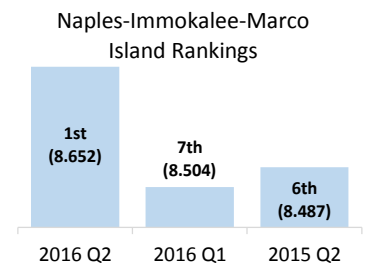
The Punta Gorda *IDI* increased in the 2nd quarter of 2016, measured at 7.517. This was an increase over the 1st quarter 2016 measure (7.476) and over the 2nd quarter 2015 measure (7.466). The Punta Gorda MSA ranked as the 18th most diversified MSA in the state of Florida, increasing one spot from the 1st quarter of 2016.

Florida

Florida's workforce experienced an increase in industry diversification in the 2nd quarter of 2016, but had a decrease in the rankings. Florida's *IDI* was measured at 8.555, an increase from both the 1st quarter of 2016 (measured at 8.538) and the 2nd quarter of 2015 (measured at 8.501). Despite the increase in Florida's *IDI*, the state experienced a decline in the rankings, with Florida ranked as the 24th most diverse state workforce in the country, behind Louisiana (8.574) and ahead of Missouri (8.527). This ranking marks a decrease from the 1st quarter of 2016 (22nd), but an increase from the 2nd quarter of 2015 (28th). The state of the Florida continues to rank in the bottom of the Southeast Region, where five of seven states are more economically diversified than the United States average.

Nationally, the most diversified states in the country were Georgia, South Carolina, and Tennessee, and the least diverse states were Maine, West Virginia, and Nevada. The *IDI* for the United States was 8.662.

The complete rankings for the *FGCU Industry Diversification Index* by state, Florida workforce region, and Florida MSA are available on the FGCU Industry Diversification Project website (<http://lutgert.fgcu.edu/IDP>), with results dating back to the 1st quarter of 2000.



INDUSTRY DIVERSIFICATION REPORT A Publication of the Regional Economic Research Institute

© 2016 Florida Gulf Coast University. Published 2016 (four times per year) by the Regional Economic Research Institute in the Lutgert College of Business, Florida Gulf Coast University.

This work may be reproduced and redistributed, in whole or in part, without alteration and without prior written permission provided all copies contain the following statement: "© 2016 Florida Gulf Coast University. This work is reproduced and distributed with the permission of Florida Gulf Coast University. No other use is permitted without the express prior written permission of Florida Gulf Coast University. For permission, contact the Regional Economic Research Institute at RERI@fgcu.edu"

Publisher: Christopher Westley; Editor: John Shannon; Contributing Student Editors: Alesa Whitehead, Monique Carlone

Regional Economic Research Institute • 10501 FGCU Blvd. S., Fort Myers, FL 33965-6565 • 239.590.7090 • Fax: 239.590.7367 • RERI@fgcu.edu. The Regional Economic Research Institute (RERI) is an institute of Florida Gulf Coast University. Gifts to the RERI are directed to the Florida Gulf Coast University Foundation and are tax deductible to the full extent allowed by law. Note: Views expressed in Industry Diversification Report are not necessarily those of the Regional Economic Research Institute or Florida Gulf Coast University. Banner photo credit: Shutterstock.