

March 8th, 2017

- Industry diversification for the Southwest Florida region increased in the 3rd quarter of 2016. The gain led to Southwest Florida rising one spot, now ranked 9th out of all 24 workforce regions.
- The Naples-Immokalee-Marco Island MSA ranked 1st in the state in industry diversification in the 3rd quarter of 2016, while the Punta Gorda MSA decreased from 18th to 19th, out of 22 total MSAs in Florida. The Cape Coral-Fort Myers MSA’s ranking increased one spot (8th) from the previous quarter.
- Industry diversification for the state of Florida increased to 8.56 for the 3rd quarter of 2016, but remained ranked 24th out of all 50 states.
- See the Industry Diversification project interactive website (<http://lutgert.fgcu.edu/IDP>) for the latest indices and rankings for Florida MSAs, Florida workforce regions, and all U.S. states.

## Southwest Florida

The *FGCU Industry Diversification Index* for the Southwest Florida workforce region—comprising Charlotte, Collier, Glades, Hendry, and Lee counties—increased slightly in the third quarter of 2016, indicating an increase in workforce diversification for that time period. The workforce region’s *IDI* measured 8.497, which was higher than the 2nd quarter of 2016 (measured at 8.410). The *IDI* was also higher than the 3rd quarter of 2015 (measured at 8.337). Despite the increase in the *IDI* for Southwest Florida, the region remained unchanged in the rankings, registering as the 10th most diversified workforce region in the state, out of 24 total regions. The Index can register between 0 and 10, with 0 being the least diversified, and 10 being the most diversified.

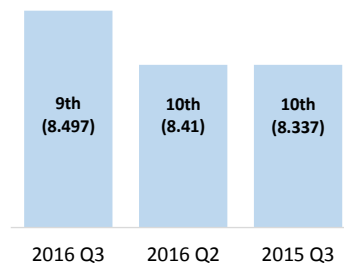
The growth in industry diversification for Southwest Florida follows the usual trend for this quarter. Southwest Florida typically measures higher index measures during the quarters spanning April through September, and lower index measures during the quarters spanning October through March. The lower index measures expected during the winter period can be attributed to an influx of tourism and seasonal residents, which leads to an increase in demand for both the retail trade and accommodation and food service industries to meet the seasonal demand. When the winter period ends and seasonal residents head to their respective homes, the demand for both of these industries contracts, leading to a more diverse economy during the spring and summer period.

## MSAs

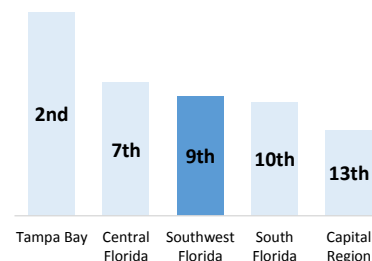
The Cape Coral-Fort Myers *IDI* increased in the 3rd quarter of 2016, registering at 8.534. This was an increase from both the 3rd quarter of 2015 (measured at 8.3) and the 2nd quarter of 2016 (measured at 8.426). The increase resulted in an increase in ranking for the MSA, becoming the 8th most diversified MSA in the state, out of 22 total MSAs in the state of Florida.

The Naples-Immokalee-Marco Island *IDI* increased in the 3rd quarter of 2016, with an *IDI* of 8.714—higher than the 2nd quarter of 2016 (measured at 8.652) and the 3rd quarter of 2015

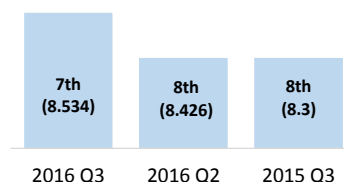
Southwest Florida Rankings



Major Workforce Regions



Cape Coral-Fort Myers Rankings



(measured at 8.587). The Naples-Immokalee-Marco Island MSA remained the most diversified MSA in the state for the second consecutive quarter.

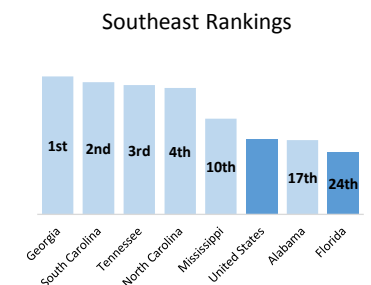
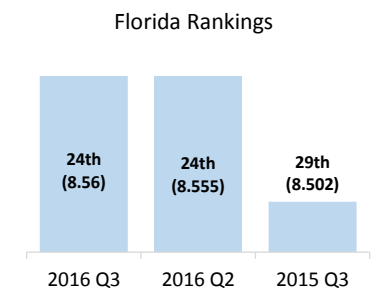
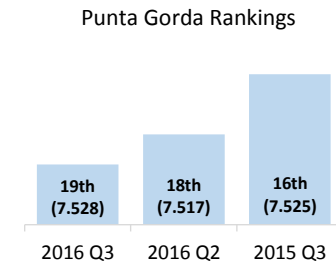

The Punta Gorda *IDI* increased in the 3rd quarter of 2016, measured at 7.528. This was a slight increase over the 2nd quarter 2016 measure (7.517) and over the 3rd quarter 2015 measure (7.525). The Punta Gorda MSA ranked as the 19th most diversified MSA in the state of Florida, decreasing one spot from the 2nd quarter of 2016.

## Florida

Florida's workforce experienced a small increase in industry diversification in the 3rd quarter of 2016, but remained ranked the same nationally. Florida's *IDI* measured 8.56, an increase from both the 2nd quarter of 2016 (measured at 8.555) and the 3rd quarter of 2015 (measured at 8.502). Despite the increase in Florida's *IDI*, the state did not change in the rankings, with Florida ranked as the 24th most diverse state workforce in the country, behind Louisiana (8.562) and ahead of New Jersey (8.544). This ranking marks an increase from the 2nd quarter of 2016 (29th), but no change from the 3rd quarter of 2015 (24th). The state of the Florida continues to rank in the bottom of the Southeast Region, where five of seven states are more economically diversified than the United States average.

Nationally, the most diversified states in the country were Georgia, South Carolina, and Tennessee, and the least diverse states were Maine, West Virginia, and Nevada. The *IDI* for the United States was 8.673.

The complete rankings for the *FGCU Industry Diversification Index* by state, Florida workforce region, and Florida MSA are available on the FGCU Industry Diversification Project website (<http://lutgert.fgcu.edu/IDP>), with results dating back to the 1st quarter of 2000. This link also contains information about the methodology used to construct the *IDI*.



### INDUSTRY DIVERSIFICATION REPORT A Publication of the Regional Economic Research Institute

© 2017 Florida Gulf Coast University. Published 2017 (four times per year) by the Regional Economic Research Institute in the Lutgert College of Business, Florida Gulf Coast University.

This work may be reproduced and redistributed, in whole or in part, without alteration and without prior written permission provided all copies contain the following statement: "© 2017 Florida Gulf Coast University. This work is reproduced and distributed with the permission of Florida Gulf Coast University. No other use is permitted without the express prior written permission of Florida Gulf Coast University. For permission, contact the Regional Economic Research Institute at RERI@fgcu.edu"

Publisher: Christopher Westley; Editor: John Shannon; Contributing Student Editors: Monique Carlone, Emily Reynolds

Regional Economic Research Institute • 10501 FGCU Blvd. S., Fort Myers, FL 33965-6565 • 239.590.7090 • Fax: 239.590.7367 • RERI@fgcu.edu. The Regional Economic Research Institute (RERI) is an institute of Florida Gulf Coast University. Gifts to the RERI are directed to the Florida Gulf Coast University Foundation and are tax deductible to the full extent allowed by law. Note: Views expressed in Industry Diversification Report are not necessarily those of the Regional Economic Research Institute or Florida Gulf Coast University. Banner photo credit: Shutterstock.