

March 14th, 2018

- Industry diversification in Southwest Florida increased in the 3rd quarter of 2017. The increase resulted in an improvement in the rankings for the region, rising from 10th to 8th out of all 24 workforce regions.
- The Naples-Immokalee-Marco Island MSA ranked 1st in the state in industry diversification, rising three spots from the previous quarter, out of 22 total Florida MSA's. Cape Coral-Fort Myers MSA moved up one spot from the previous quarter (from 7th to 6th), while the Punta Gorda MSA fell one spot (from 20th to 21st).
- Industry diversification for the state of Florida decreased to 8.588 for the 3rd quarter of 2017, ranking it 22nd out of 50 states.
- See the Industry Diversification Project interactive website (<http://lutgert.fgcu.edu/IDP>) for the latest indices and rankings for Florida MSAs, Florida workforce regions, and all U.S. states.

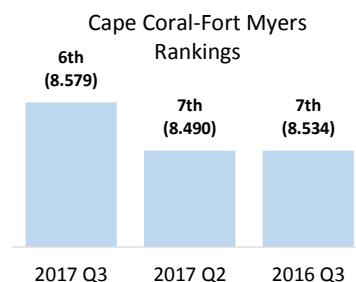
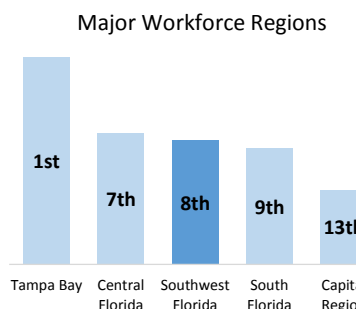
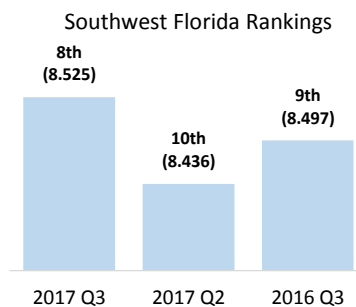
## Southwest Florida

The *FGCU Industry Diversification Index* for the Southwest Florida workforce region—comprising Charlotte, Collier, Glades, Hendry, and Lee counties—increased in the third quarter of 2017, indicating an increase in workforce diversification for that time period. The workforce region's *IDI* measured 8.525, which was higher than both the 2nd quarter of 2017 (measured at 8.436) and the 3rd quarter of 2016 (measured at 8.497). In addition, the region rose two spots in the rankings, registering as the 8th most diversified workforce region in the state (out of 24 total regions). The index can register between 0 and 10, with 0 being the least diversified, and 10 being the most diversified.

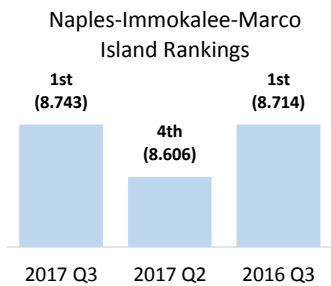
The growth in industry diversification for Southwest Florida follows the usual trend for this quarter. Southwest Florida typically measures higher index measures during the quarters spanning April through September, and lower index measures during the quarters spanning October through March. The lower index measures, expected during the winter period, can be attributed to an influx of tourism and seasonal residents, which leads to an increase in demand for both the retail trade and accommodation and food service industries to meet the seasonal demand. When the winter period ends and seasonal residents leave the region, the demand for both of these industries contracts, leading to a more diverse economy during the spring and summer period.

## MSAs

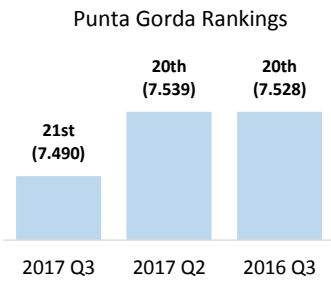
The Cape Coral-Fort Myers *IDI* increased in the 3rd quarter of 2017, registering at 8.579. This was an increase from both the 3rd quarter of 2016 (measured at 8.534) and the 2nd quarter of 2017 (measured at 8.490). The improvement in the *IDI* resulted in an increase in the rankings, moving up one spot to the 6th most diversified MSA in the state, out of 22 total MSAs in the state of Florida.



The Naples-Immokalee-Marco Island *IDI* increased in the 3rd quarter of 2017, with an *IDI* of 8.743—higher than both the 2nd quarter of 2017 (measured at 8.606) and the 3rd quarter of 2016 (measured at 8.714). The Naples-Immokalee-Marco Island MSA also rose three spots in the rankings, becoming the most diversified MSA in the state.

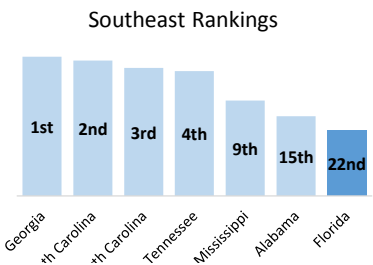


The Punta Gorda *IDI* decreased in the 3rd quarter of 2017, measured at 7.490. This was a decrease over both the 2nd quarter 2017 measure (7.539) and the 3rd quarter 2016 measure (7.528). The decline resulted in the Punta Gorda MSA falling one spot in the rankings, to 21st in the state of Florida.

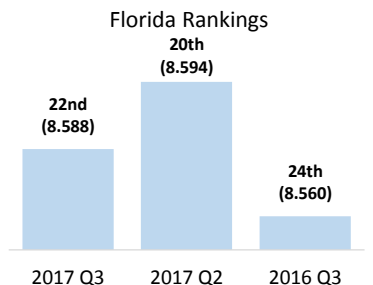


## Florida

Florida’s workforce experienced a decrease in industry diversification in the 3rd quarter of 2017, while also decreasing in the rankings nationally. Florida’s *IDI* measured at 8.588, a decline from both the 2nd quarter of 2017 (measured at 8.594), but an improvement from the 3rd quarter of 2016 (measured at 8.560). The decrease in Florida’s *IDI* also led to a decrease in the rankings, with Florida ranked as the 22nd most diverse state workforce in the country, behind Louisiana (8.588) and ahead of Kansas (8.567). The state continues to rank in the bottom of the Southeast Region, which contains five of the top 10 states with the highest *IDI* in the United States.



Nationally, the most diversified states in the country were Georgia, South Carolina, and North Carolina, and the least diverse states were Rhode Island, West Virginia, and Nevada. The *IDI* for the United States was 8.660.



The complete rankings for the *FGCU Industry Diversification Index* by state, Florida workforce region, and Florida MSA are available on the FGCU Industry Diversification Project website (<http://lutgert.fgcu.edu/IDP>), with results dating back to the 1st quarter of 2000. This link also contains information about the methodology used to construct the *IDI*.

### INDUSTRY DIVERSIFICATION REPORT A Publication of the Regional Economic Research Institute

© 2018 Florida Gulf Coast University. Published 2018 (four times per year) by the Regional Economic Research Institute in the Lutgert College of Business, Florida Gulf Coast University.

This work may be reproduced and redistributed, in whole or in part, without alteration and without prior written permission provided all copies contain the following statement: "© 2018 Florida Gulf Coast University. This work is reproduced and distributed with the permission of Florida Gulf Coast University. No other use is permitted without the express prior written permission of Florida Gulf Coast University. For permission, contact the Regional Economic Research Institute at RERI@fgcu.edu"

Publisher: Christopher Westley; Editor: John Shannon; Contributing Student Editors: Cody Frosh, Sonia Messaoudi

Regional Economic Research Institute • 10501 FGCU Blvd. S., Fort Myers, FL 33965-6565 • 239.590.7090 • Fax: 239.590.7367 • RERI@fgcu.edu. The Regional Economic Research Institute (RERI) is an institute of Florida Gulf Coast University. Gifts to the RERI are directed to the Florida Gulf Coast University Foundation and are tax deductible to the full extent allowed by law. Note: Views expressed in Industry Diversification Report are not necessarily those of the Regional Economic Research Institute or Florida Gulf Coast University. Banner photo credit: Shutterstock.