


Glades County Fast Facts 2021

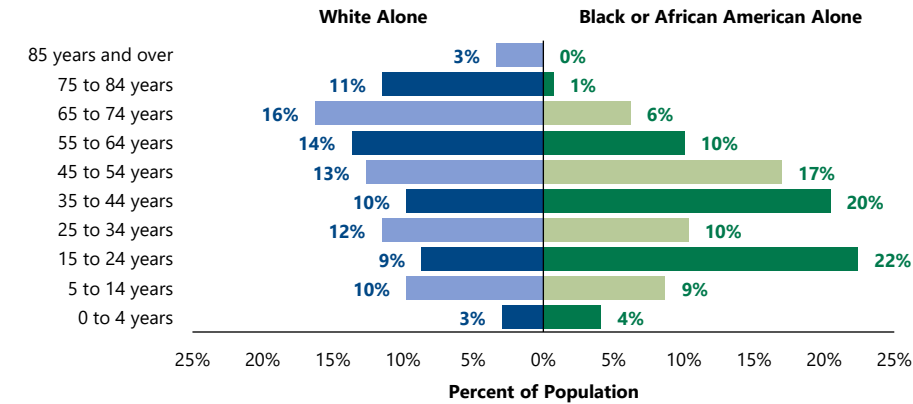
Labor Force Participation Rate (2019)

Labor force participation for college-educated residents is higher than those with at most a high school diploma.



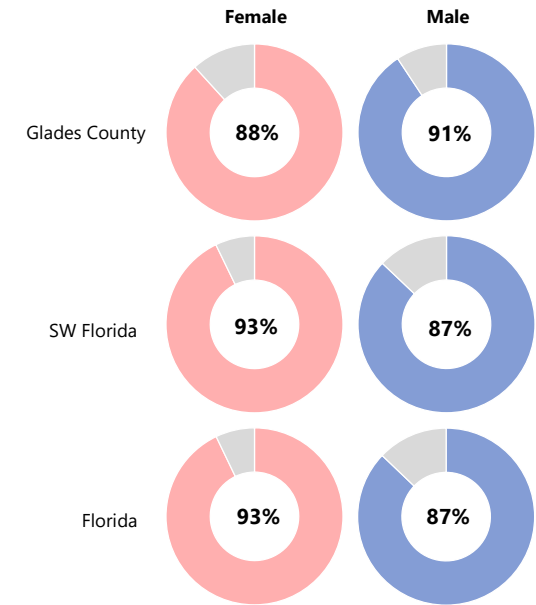
Race by Age (2019)

The white population tends to skew older, while the black population tends to skew younger.



High School Graduation Rate (2020)

Females had a lower graduation rate than the state and nation, while males had higher graduation rates.

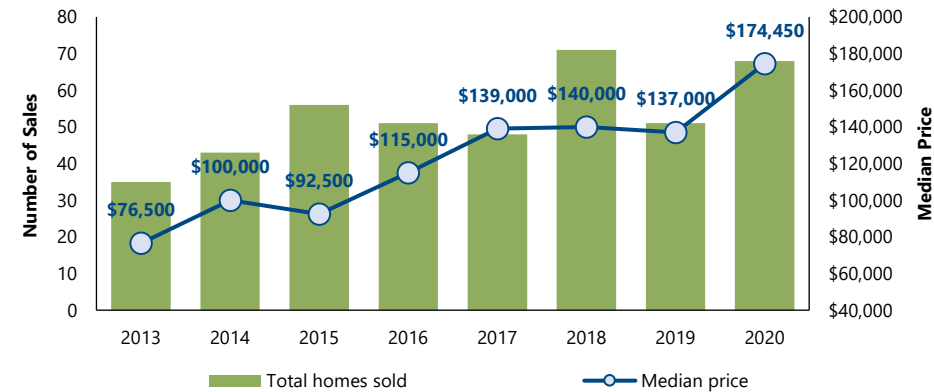


Industry Cluster Analysis (2020)



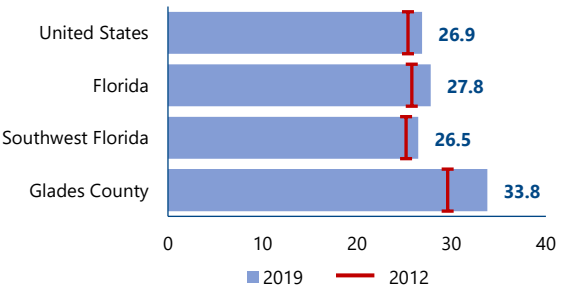
Single-Family Home Sales

The median price for a single-family home has grown substantially since 2013.



Mean Travel Time to Work (2019)


Average travel time to work increased from 2012 and remains higher than the region, state and nation.



See the SWFL Economic Almanac for more information on how industry cluster analysis is calculated.

Poverty Status (2019)

Poverty has declined since 2013, but remains higher than the region, state and nation.



Net Income Migration (2019)

The county gained out-of-state income from the Midwest, but lost income from the South.

