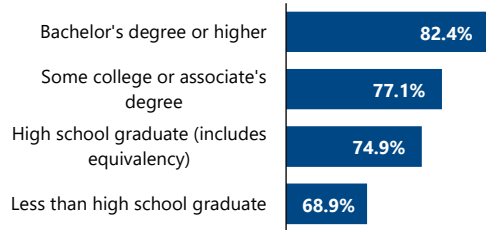


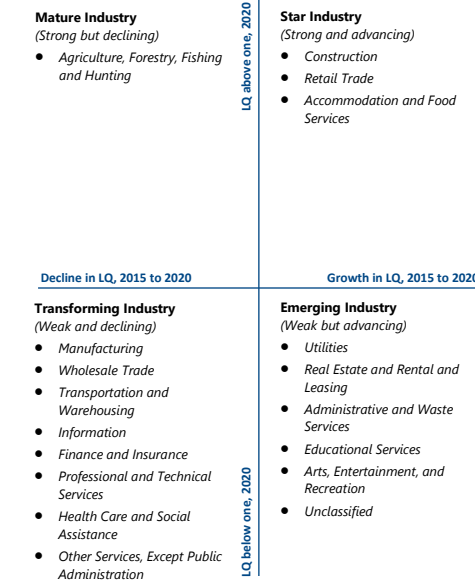
# Hendry County Fast Facts 2021

## Labor Force Participation Rate (2019)

Labor force participation for college-educated residents is higher than those with at most a high school diploma.



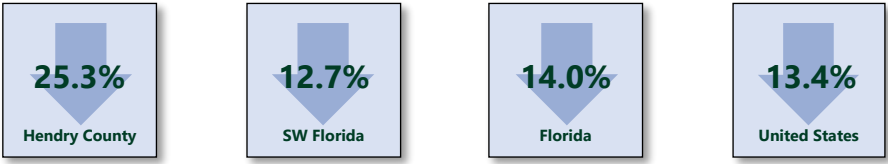
## Industry Cluster Analysis (2020)



See the SWFL Economic Almanac for more information on how industry cluster analysis is calculated.

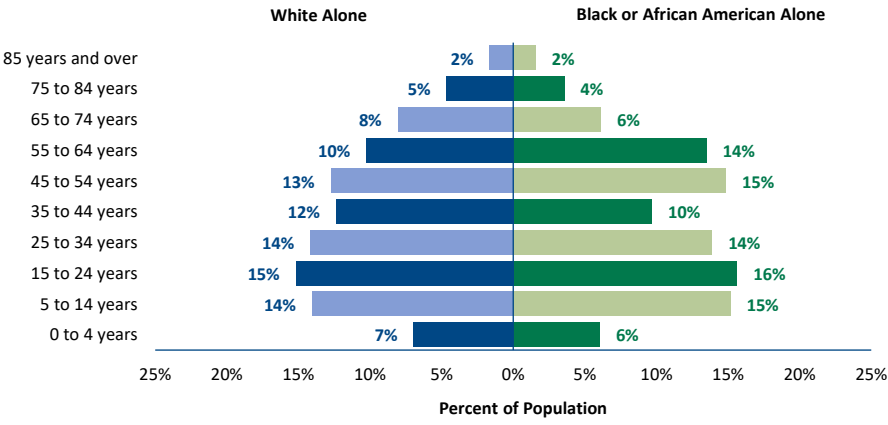
## Poverty Status (2019)

Poverty has declined since 2013, but remains higher than the region, state and nation.



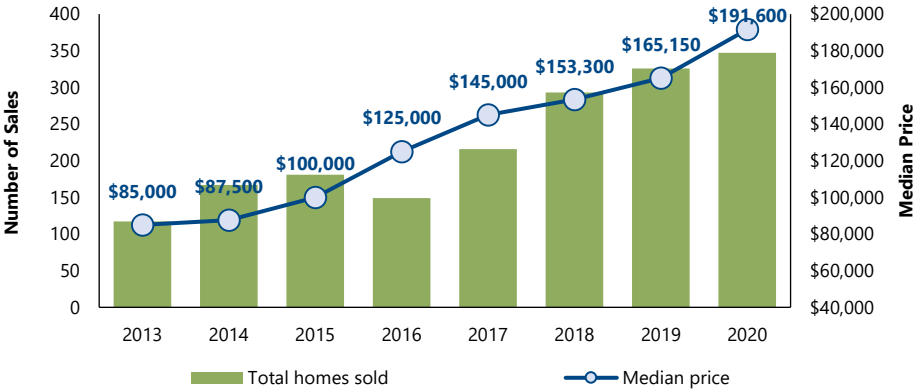
## Race by Age (2019)

Both the white and black populations tend to skew younger.



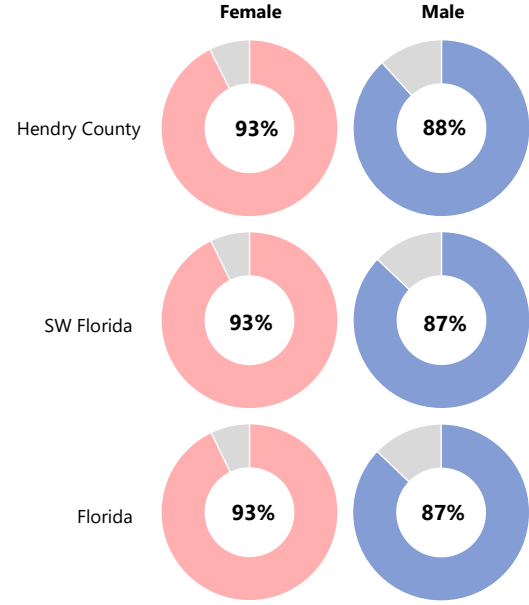
## Single-Family Home Sales

The median price for a single-family home has grown substantially since 2013.



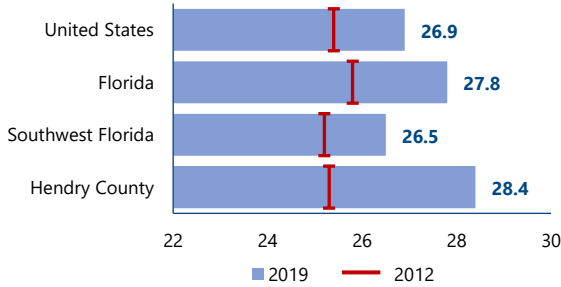
## High School Graduation Rate (2020)

The graduation rate for females was on par with the state and nation, while males had a higher rate.



## Mean Travel Time to Work (2019)

Average travel time to work increased from 2012 and remains higher than the region, state and nation.



## Net Income Migration (2019)

The county gained out-of-state income from the South and Midwest, but lost income from the West.

